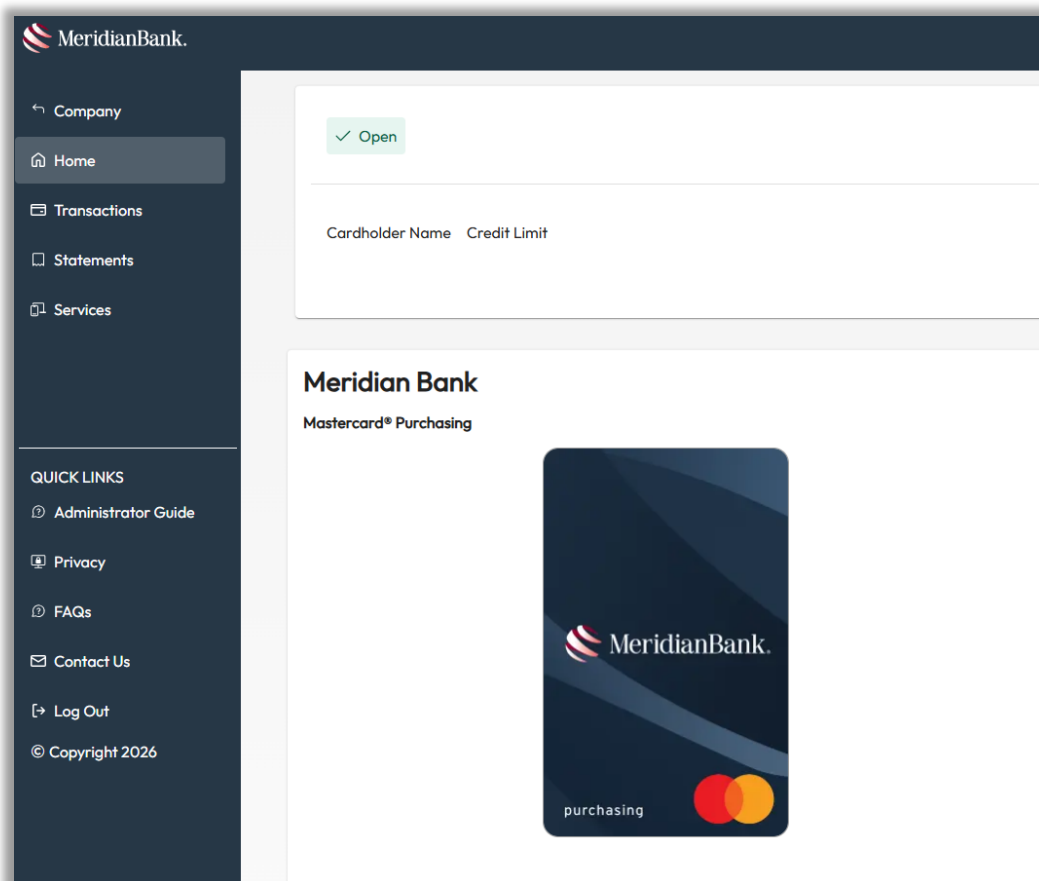


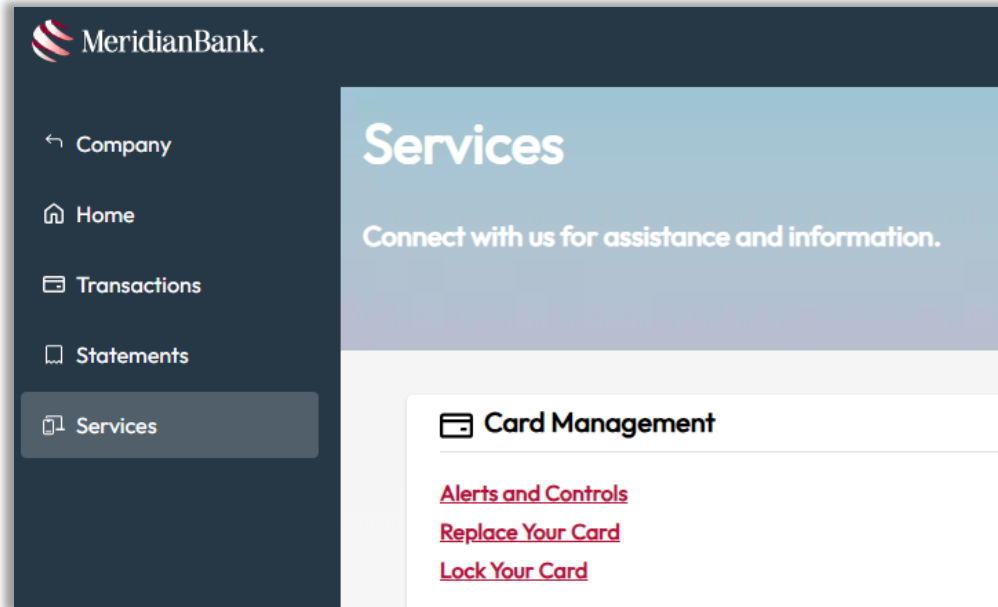
Credit Cards: Setting Up Text Alerts

Step 1: Login to your Meridian Credit Card account, by either navigating to our website or going directly to <https://meridianbanker.myapexcard.com/>

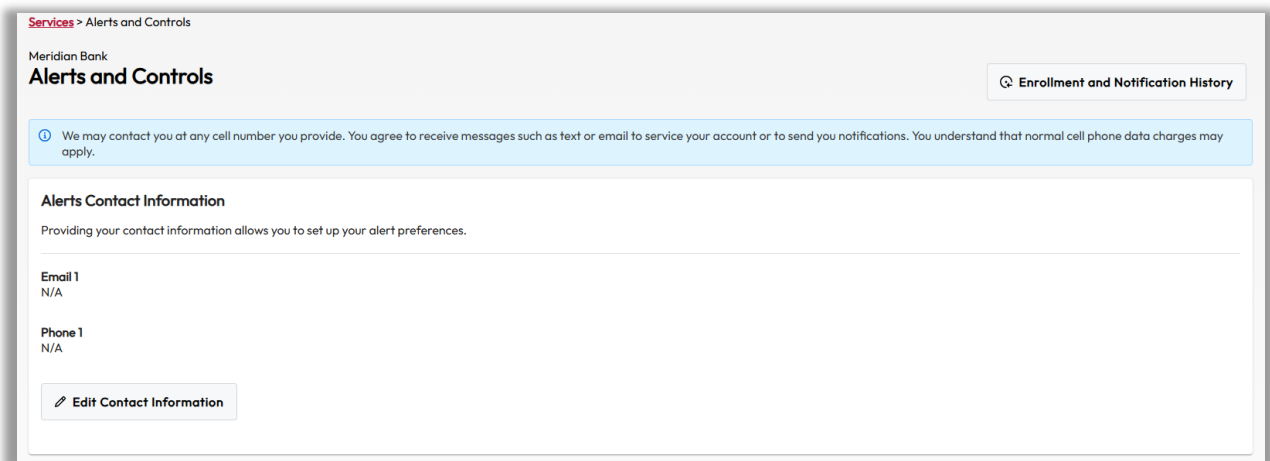
Step 2: The registered cardholder logs in and clicks on the **Services** tab from their landing page.



Click on the **Alerts & Controls** option to set up the new Alert:



Click the **Edit Contact Information** button at the bottom of the page to enter in your mobile number. After entering your mobile number, click the **Save** button. Read through the Terms & Conditions statement and click the **Continue** button presented at the bottom of the page.



MeridianBanker.com | 866.327.9199

Step 3: The system takes you to the **Set Alert Preferences** page. You have the ability to turn On and Off Balance and/or Spending Alerts for the individual card. The most important one that we recommend is the **“When my credit card is declined”** alert.

Balance Alerts

SETTING	TEXT	EMAIL	ON/OFF
Each day my available credit falls below			<input type="button" value="x Off"/>
When my balance reaches or exceeds			<input type="button" value="x Off"/>
Send me my current balance			<input type="button" value="x Off"/>

[✎ Edit Balance Alerts](#)

Spending Alerts

SETTING	TEXT	EMAIL	ON/OFF
When a charge is made online, by phone or by mail			<input type="button" value="x Off"/>
When a charge is made that is at least			<input type="button" value="x Off"/>
When a charge is made outside of the 50 United States			<input type="button" value="x Off"/>
When my credit card is declined			<input checked="" type="button" value="✓ On"/>

[✎ Edit Spending Alerts](#)



MeridianBanker.com | 866.327.9199

Click on the Edit Balance or Spending Alerts, toggle the alert On, select which method of communication (Text or Email), the specific requirement for the alert and click **Save Changes**.

SETTING	TEXT	EMAIL	ON/OFF
Each day my available credit falls below	<input type="text"/>	<input type="checkbox"/>	On <input checked="" type="checkbox"/>
When my balance reaches or exceeds		<input type="checkbox"/>	Off <input type="checkbox"/>
Send me my current balance		<input type="checkbox"/>	Off <input type="checkbox"/>

You will then receive the message: *Preferences have been successfully saved.*

Congratulations you are now ready to receive your fraud text alerts. Please respond immediately to the text alert when received in order to obtain authorization for your transaction.

